

Linking Indicators to Action  
Examples of Community Outcomes  
Reporting

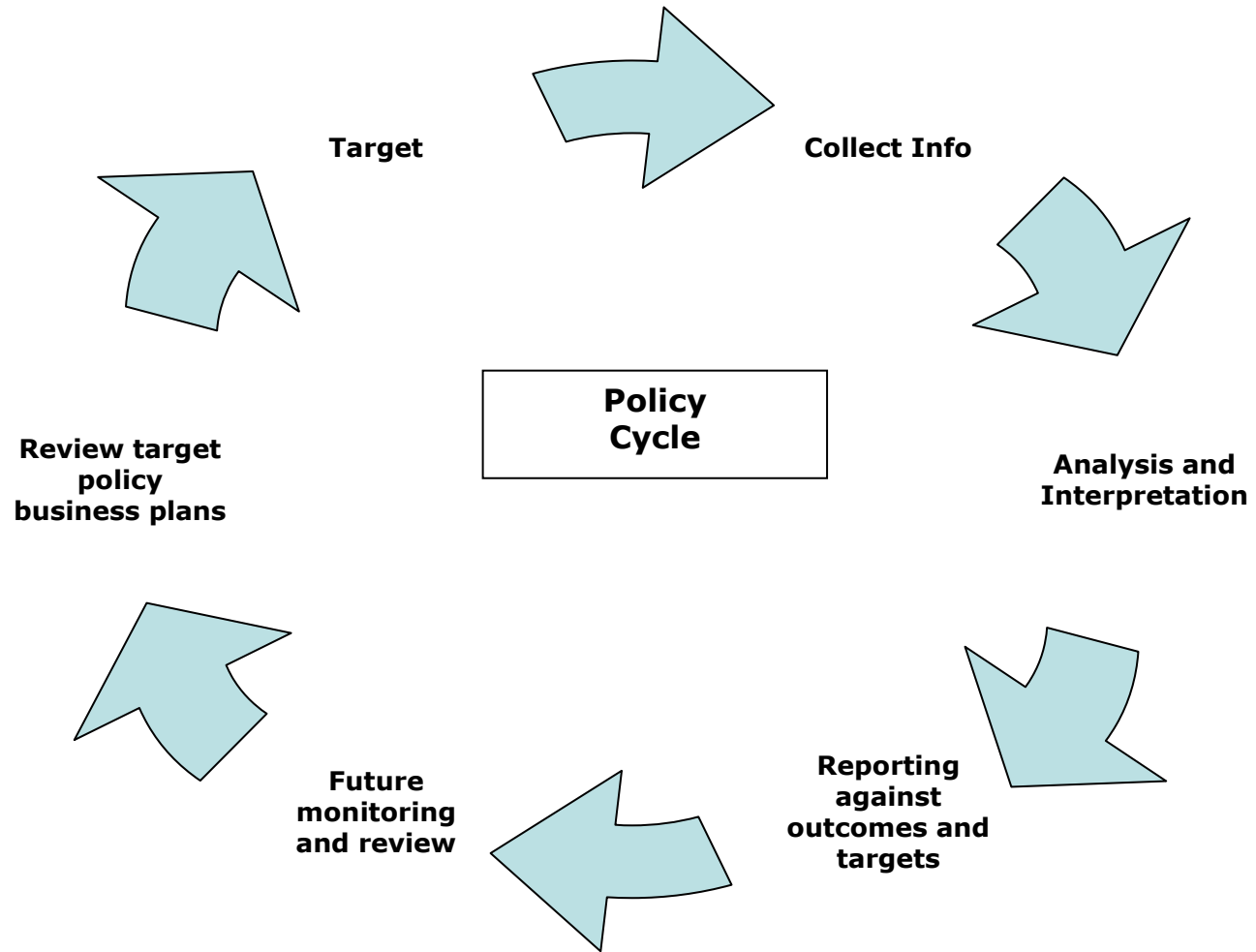
'Towards 2019'

Taupo District Councils 2009-19 LTCCP

## Contents

- Policy cycle
- What we did
- Key projects and plans
- Improvements for next time

# Policy Cycle Diagram



# What we did

## TOWARDS 2019, WHERE WILL WE BE, HOW DID WE GET THERE?

LAKES, RIVERS, LANDSCAPES - PLACES WE ARE PROUD OF • HEALTHY PEOPLE, HEALTHY COMMUNITIES - PHYSICAL, MENTAL, SPIRITUAL & EMOTIONAL HEALTH • SAFE AND SECURE - FEEL SAFE AND ENJOY WHAT WE HAVE • THRIVING AND PROSPEROUS - PROGRESSING OPPORTUNITIES FOR BUSINESS

### STATE OF THE DISTRICT REPORT NOVEMBER 2007

#### Areas of good progress:

- Low unemployment overall and a relatively high rate of economic growth
- Improved health statistics, though still behind the national average
- A high level of community spirit and perceived quality of life.

#### Areas for improvement:

- Reducing number of motor vehicle crashes and casualties
- Reducing algae in Lake Taupo
- Increasing the average socio-economic status
- Affordable housing
- Increasing average rates of student engagement and educational attainment
- Reducing average rates of criminal offending
- Reducing the number of notifications of child abuse and neglect
- Reducing impact of open fires and eider wood burning on air quality
- Increasing voter turnout



### CHALLENGES PAPER PUBLIC CONSULTATION MARCH 2008

**LAKES**  
We have seen large periods of declining water levels from Taupo to Okere. The environmental and economic impacts of this change will be felt by many people.

**WATER QUALITY**  
The Lake Taupo has been the subject of a number of water quality issues. We need to make sure that the water in the lake is safe to drink and that it is of a high quality for recreation and other uses.

**WATER SUPPLY**  
The Lake Taupo is the main source of water for the Taupo District. We need to ensure that the water is available for all users and that it is of a high quality.

**WATER USE**  
We need to ensure that the water is used efficiently and that it is not wasted. We need to encourage people to use water responsibly.

**WATER PROTECTION**  
We need to ensure that the water is protected from pollution and that it is kept clean and healthy.

**WATER RECREATION**  
We need to ensure that the water is available for recreation and that it is of a high quality. We need to encourage people to use the water responsibly.

**WATER TOURISM**  
We need to ensure that the water is available for tourism and that it is of a high quality. We need to encourage people to use the water responsibly.

### COUNCIL AND COMMUNITY EXPO 14 - 15 AUGUST 2008

Over 5000 visitors  
Council and Community Exhibitors  
Opportunity to talk to the people in the community

our neighbourhood OUR FUTURE

### OUR NEIGHBOURHOOD, OUR FUTURE SURVEY 18 JULY - 22 AUGUST 08

REPRESENTATION OF WHAT PEOPLE WOULD LIKE TAUPO DISTRICT TO BE KNOWN FOR IN 2019 (From over 500 responses)

- A clean safe place where people can live or holiday and be proud of
- A friendly place - not too large and a greater reduction in crime
- Treating locals fairly and providing an atmosphere that is both positive and forward-thinking for locals and visitors alike
- Affordable place to live
- Beautiful, green, friendly, events, lake, quality fishing and water activities, hospitality and wide variety of shops
- Pristine lake water, wide open spaces in residential areas, well landscaped
- Well planned communities
- A good place to raise kids

### CHALLENGES WORKSHOP 26 NOVEMBER 07

Key themes

- physical and community infrastructure
- environmental sustainability
- economic sustainability
- relationships
- quality of life
- affordability
- balance
- back to basics/core family values

### DREAMS WORKSHOP 16 APRIL 2008

BASED ON YOUR FEEDBACK HERE ARE SOME OF THE IDEAS THAT EMERGED

- Identify opportunities that ETK presents (priorities and start doing them)
- Housing Council building, getting everyone together, TDC and EM
- Make it Teah, Visual Arts/Culture/Heritage centre, to include Council building, civic centre, emergency services
- Central investment vehicle
- District rating and capital value
- District rating and harbour investigation
- Engagement strategy - relationships at a national level leading to real collaboration
- Partnerships with others (private/public)
- Strategic integrated vision for the Taupo and Turangi CBD, get the Council off the lakefront, look at strategic relationships
- Public transport - municipal, rapid rail, ferries?
- Safer communities, viable representation, development of enhanced land-use plans
- Enterprise Lake Taupo - go out and get businesses to come here, residents
- Lakeshore Emission
- Second bridge crossing
- Visual arts/Museum/heritage centre
- Diverting water treatment
- Lake water quality

### TOWARDS 2019 STRATEGIC DIRECTIONS

WORKING TOGETHER  
GROWTH AND ECONOMIC DEVELOPMENT  
STRONG, SAFE AND HEALTHY COMMUNITIES  
SUSTAINABLE ENVIRONMENT

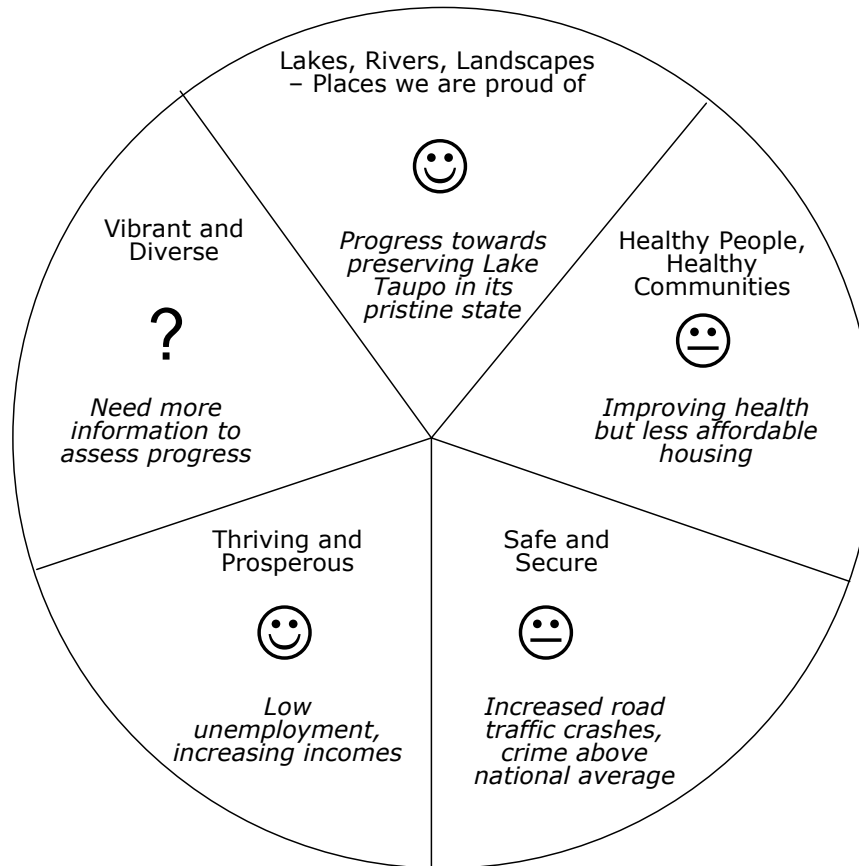
TAUPO DISTRICT COUNCIL PRESENTATION

VIBRANT AND DIVERSE - RESPECTING AND SUPPORTING ALL PEOPLE • HEALTHY PEOPLE, HEALTHY COMMUNITIES - PHYSICAL, MENTAL, SPIRITUAL & EMOTIONAL HEALTH • SAFE AND SECURE - FEEL SAFE AND ENJOY WHAT WE HAVE • THRIVING AND PROSPEROUS - PROGRESSING OPPORTUNITIES FOR BUSINESS

## What We Did

- November 2007 - SOD report and 'Challenges Workshop'
- March 2008 'Challenges Paper' public consultation
- End April 2008 'Dreams Workshop'
- August 2008 Council and community expo, and 'Our neighbourhood, our future' survey
- Towards 2019 Strategic directions

# Key Projects and Plans



## Lakes Rivers, Landscapes – Places We're Proud Of

- Lake Taupo Protection Trust
- Lake Taupo Erosion and Flood Strategy
- Living Streets action plan
- Landscape and natural values plan change
- Providing parks and reserves
- Proposed Stormwater Strategy

## Living Streets Action Plan Case Study – Wairakei Village corner of SHW 1 and 5

### ‘Our Neighbourhoods Our Future’

- Community consultation - what they wanted
- ‘Growing together’ signage
- Community event including More FM and plunket.
- Youth group, coffee groups.
- Actions to do with parking lines, lighting, graffiti, tennis courts, dogs, trees, shopping area, transport, community Xmas, library bus, walking to school, street cleaning, school parking.

## Healthy People, Healthy Communities

- Taupo Urban Area Housing Strategy
- Working with a range of partners on the healthy homes project
- Providing recreational facilities such as AC Baths, Owen Delany Park, Taupo Events Centre, Mangakino pool and Genesis Energy Turangi Aquatic Centre

# Genesis Energy Turangi Aquatic Centre



## Safe and Secure

- Safer Communities Trust
- Safer Communities World Health Organisation Accreditation
- Well designed neighbourhoods
- Emergency Management
- Urban search and rescue

## Safer Communities Accreditation with WHO

- For example on roads, in playgrounds, and in liquor and food licensing and planning.
- Act as a leader and facilitator to co-ordinate programmes and community actions that promote safety.

## Thriving and Prosperous

- Economic Development Action Plan
- Taupo District Investments e.g. East Urban Land development, forestry
- Taupo Urban Area Industrial and Commercial Structure Plan (Civic centre proposal)
- Progressing the East Taupo Arterial (bypass road)
- Progressing the wastewater land disposal site
- Upgrading water supplies

## Economic Development Action Plan



Platforms from the Economic Development Action Plan:

- Infrastructure
- People and skills
- Business investment and visitors
- Leadership

## Vibrant and Diverse

- Proposed arts/heritage/cultural centre
- Destination Marketing and Management
- Attracting and retaining a range of great events
- Libraries in Taupo, Turangi and Mangakino
- Great Lake Centre
- Museum and art gallery

## Turangi Library



# Top 20 Report - Adopted April 2009

**Annual Report Copy for Audit 24 Aug - Microsoft Word**

File Edit View Insert Format Tools Table Window Objective Help

Normal Bold Italic

Final Showing Markup Show

75%

Type a question for help

---

**State of the District Report**

Taupo District Council produced the State of the District Report to monitor progress towards achieving Community Outcomes. The report contains 143 indicators that give an overall picture of the District and tell us where we are going.

**The Top 20 Indicators**

The Top 20 Report is a subset of the State of District Report - records progress on twenty key indicators. The most recent Top 20 Report was completed in late 2008. The table below provides a summary of the general state of these indicators.

Progress	Indicator	Comment
Good Progress	Volume of recyclables	1.2% annual average increase in the volume of recyclables collected
	Residential crime	1.1% reduction in the total number of crimes from 2006/07 to 2007/08
	Employment	11.4% increase in the total number of people employed from 2003 to 2008
	Business	12.4% increase in the total number of businesses from 2003 to 2008
	Unemployment benefit	17.1% reduction in the number of people receiving the unemployment benefit from June 2006 to June 2008
	Taupo Museum visitor numbers	41.1% increase in the number of visitors to the museum from 2005/06 to 2007/08
	Average hourly earnings	Processing of annual 4.075% (3% of 1%) increase in number of people living in the heart (Approved area) and decrease in the number of people living at the coast (Approved area) from 2003 to 2008.
Depreciation		

Target Established	Indicator	Comments
No Target Established	Life water quality	Life water quality is generally good. However, the percentage of water samples that have exceeded best results have declined and those that have satisfactory best results have increased.
	Growing District	The population growth, building land in the number of houses built, although there is a 44% increase from 2005/06 to 2007/08.
	Water sales to Great Lakes (water share)	Fluctuating water, high water sales during the years when the Lake Taupo is full, highest in 2007/08.
	Land development	247 new lots from 2005 to 2008.
Changes are not foreseeable	Housing affordability	Increasing but affordable
	Residential hospitalisation	Increase of almost 50% from 2006 to 2007
	Motor vehicle crashes	Increasing from 2004 to 2007 at an average of 6.54% rate of increase, however, it declining.
No Changes	Life expectancy	Life expectancy has not updated the data since 2005; updates will be done in 2009; standards and performance indicators for life expectancy will be included next year.
	Overall well-being	
	Resilience of water	
	Educational attainment	

Copies of the Top 20 report can be obtained from Taupo District Council offices or viewed at [www.taupo.govt.nz](http://www.taupo.govt.nz) at our District Community Top 20 reports.

---

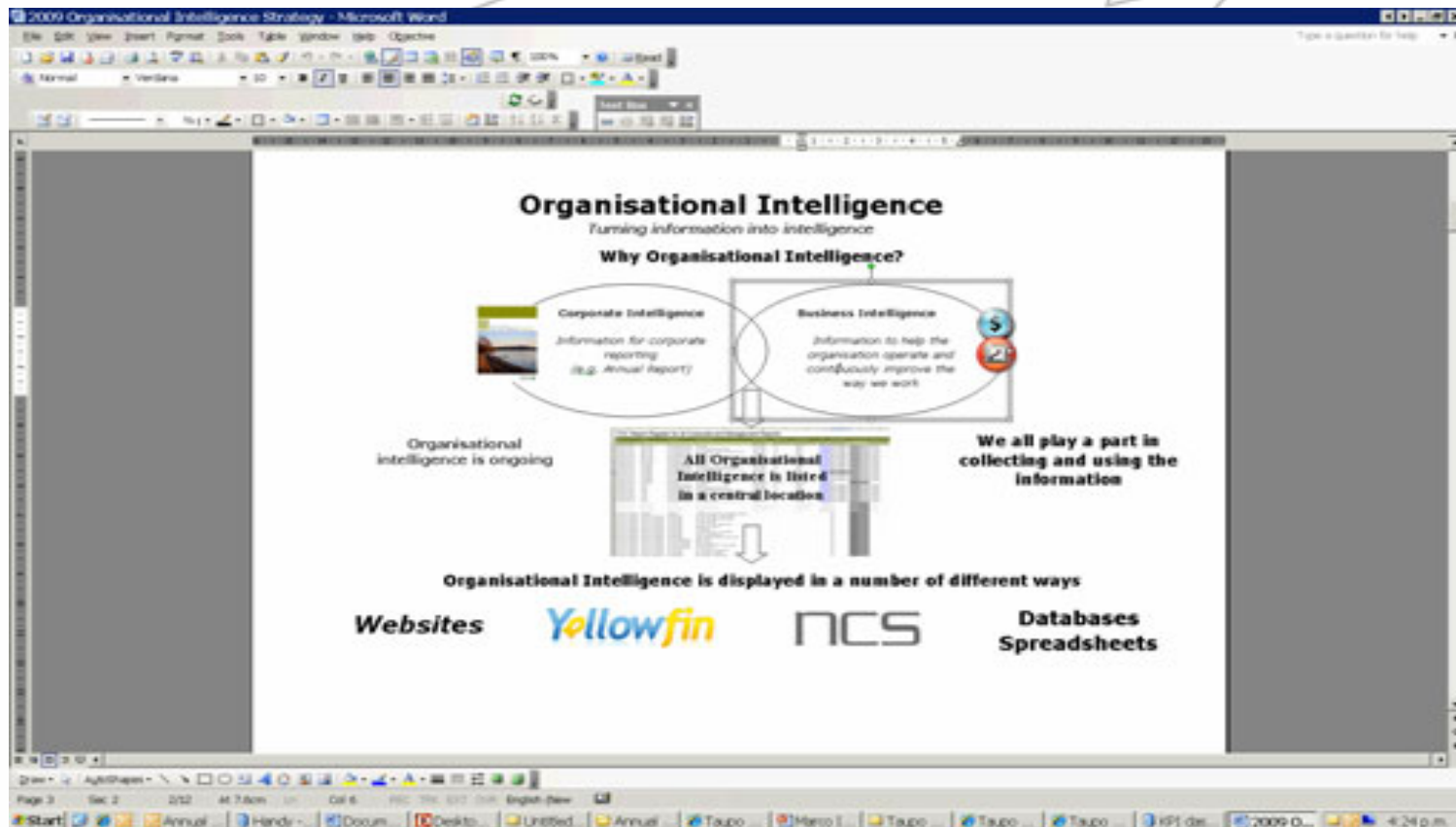
Draw - Aqhtshp... 1590 3:45 p.m.

Page 25 Sec 3 1590 3:45 p.m.

Start Desktop SAPA Comm Micros PW [A] Annu... Upgrs RE: N Monitor RE: St Nation... Strate... Projec... 1 Item 3:45 p.m.



# Organisational Intelligence



## Improvements for next time

- Start earlier (NOW), project plan developed.
- Review entire business planning process
- Review Levels of Service before asset management plans
- Do SOD report before asset management plans
- Making local government SEXY!
- Reduce size of document within statutory allowances (changes to schedule 10?)