

Agenda Item 3

Emerging trends in indicator development:

Measuring Progress

Rethinking Progress – a global movement

- To change our paradigm of progress from ‘increasing economic production’ to ‘increasing equitable and sustainable wellbeing’

Stretching Mother Earth...



- *“Without a sustainable environmental base, there is little hope of improving human well-being and alleviate poverty and hunger”*

Message for Mother Earth Day
UN Secretary-General Ban Ki-moon
(22 April 2010)

Measuring Progress

Drivers

- **Need for new measures and indicators**
 - European Commission: Beyond GDP Conference - 2007
 - Nicholas Sarkozy: Commission on the Measurement of Economic Performance and Social Progress (*“Stiglitz Commission”*) - 2008
 - G20 Pittsburgh Summit (Obama Speech) – 2009
 - OECD World Forum “Global Project Measuring Progress of Societies”

Measuring the Progress of Societies

The time is ripe for our measurement system to shift emphasis from measuring economic production to measuring people's well-being. And measures of well-being should be put in a context of sustainability ...

(Stiglitz, J., A. Sen and J-P. Fitoussi. 2009. Commission on the Measurement of Economic Performance and Social Progress, Final Report, Paris pp. 7, 12, 18)

- **Global partnership**

- international organisations, national/local public institutions, foundations, NGOs, media, academic networks, corporations, etc.

- **New keywords** for a new approach

- From growth to wellbeing
- From “information brokers” to “knowledge builders”
- From top-down to bottom-up

- **Facilitate, coordinate, share:**

www.wikiprogress.org



THE 3rd OECD WORLD FORUM



New Paradigms to measure progress

Keynote Speech
Joseph Stiglitz,
Nobel Prize in
Economic Sciences,
Columbia University

Watch short video
[here](#):



Beyond GDP - Some Challenges

- Variety of conceptual frameworks - what resonates?
- Economy / environment links: monetary vs bio-physical units of measures
- **Definition of “well-being”** (*happy*)
- Role of expert versus stakeholder engagement
- Effective reporting and communication
- Individual indicators, indicator sets or aggregated indicators (eg. ecological footprint, Happy Planet Index, GPI)?



So what does it all mean for NZ ?

Good progress:

- Indicator work (SNZ, MfE, MSD, MED, MCH, ...)
- SoE Report “*Environment NZ 2007*, indicators & report cards (future of environmental reporting?)
- SNZ report “*Measuring New Zealand’s Progress Using a Sustainable Development Approach*” (2009), framework and indicators
- Availability and accessibility of statistical data and indicator information

But:

- Insufficient integration across well-beings (eg economy & env)
- Lack of ‘pressure’ information: use of resources, material flows, priority pollutants, waste, decoupling & efficient use of resources
- Limited use of new ICT tools for data exploration & communication
- Lack of local data & information
- Inadequate vertical integration (national – regional – local)
- Lack of Maori data and indicators (Matauranga Maori)
- Insufficient valuation of non-market values (e.g. ecosystem services)

Forest Ecosystem Services

Spiritual
Values

Carbon
Sequestration

Scenic
Value

Genetic
Variation

Waste
Recycling

Water
Filtration

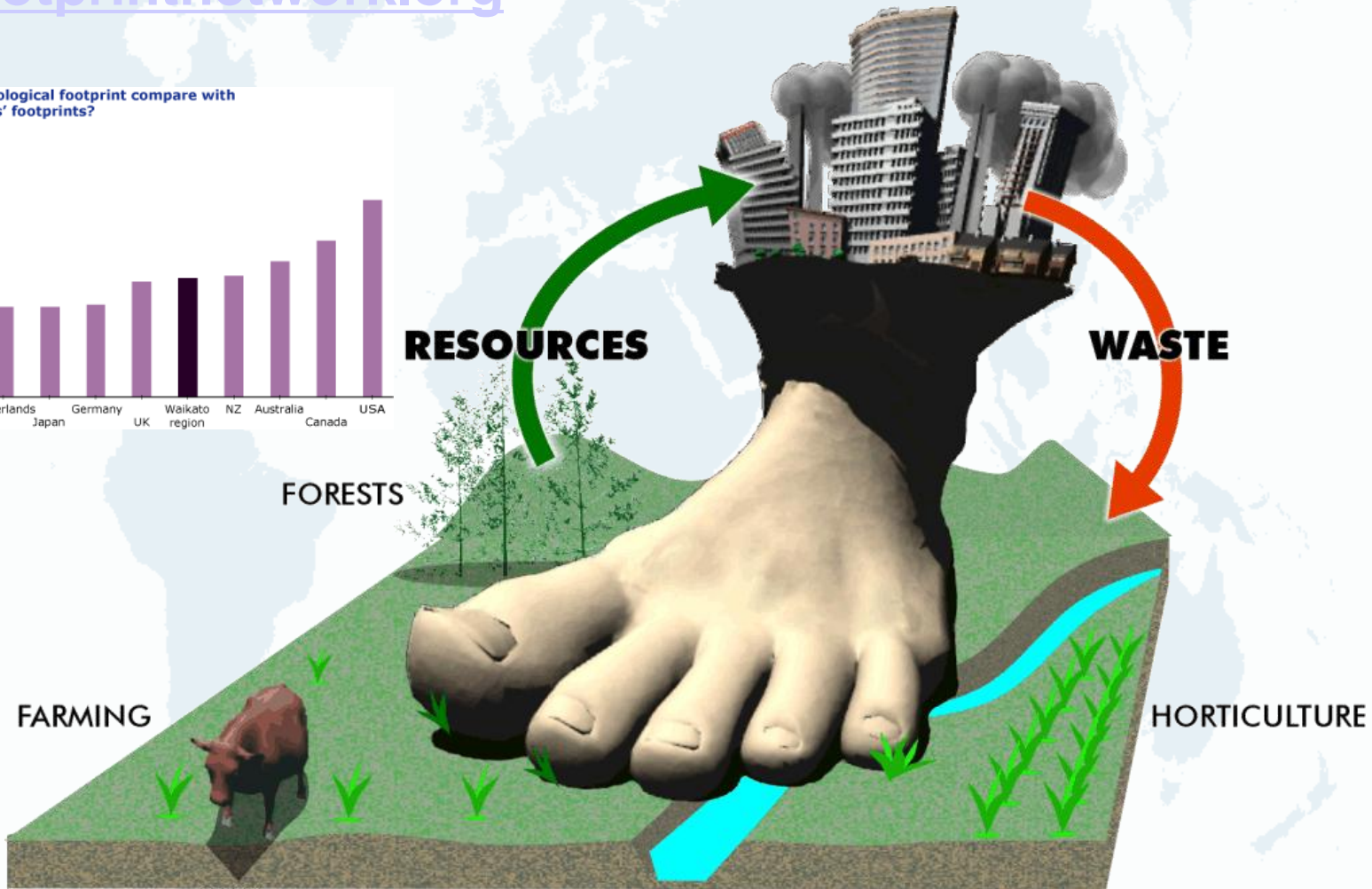
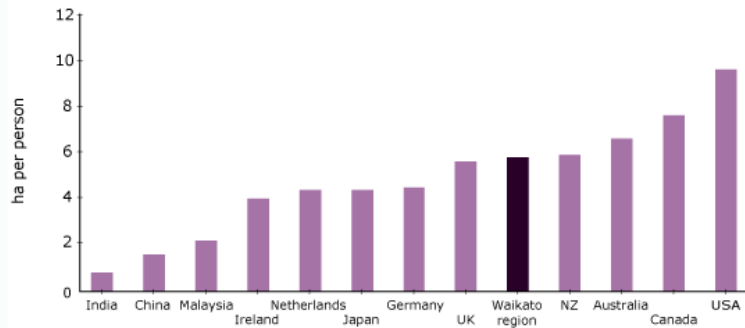
Seed
Bank

Nutrient
Recycling

Ecological Footprint

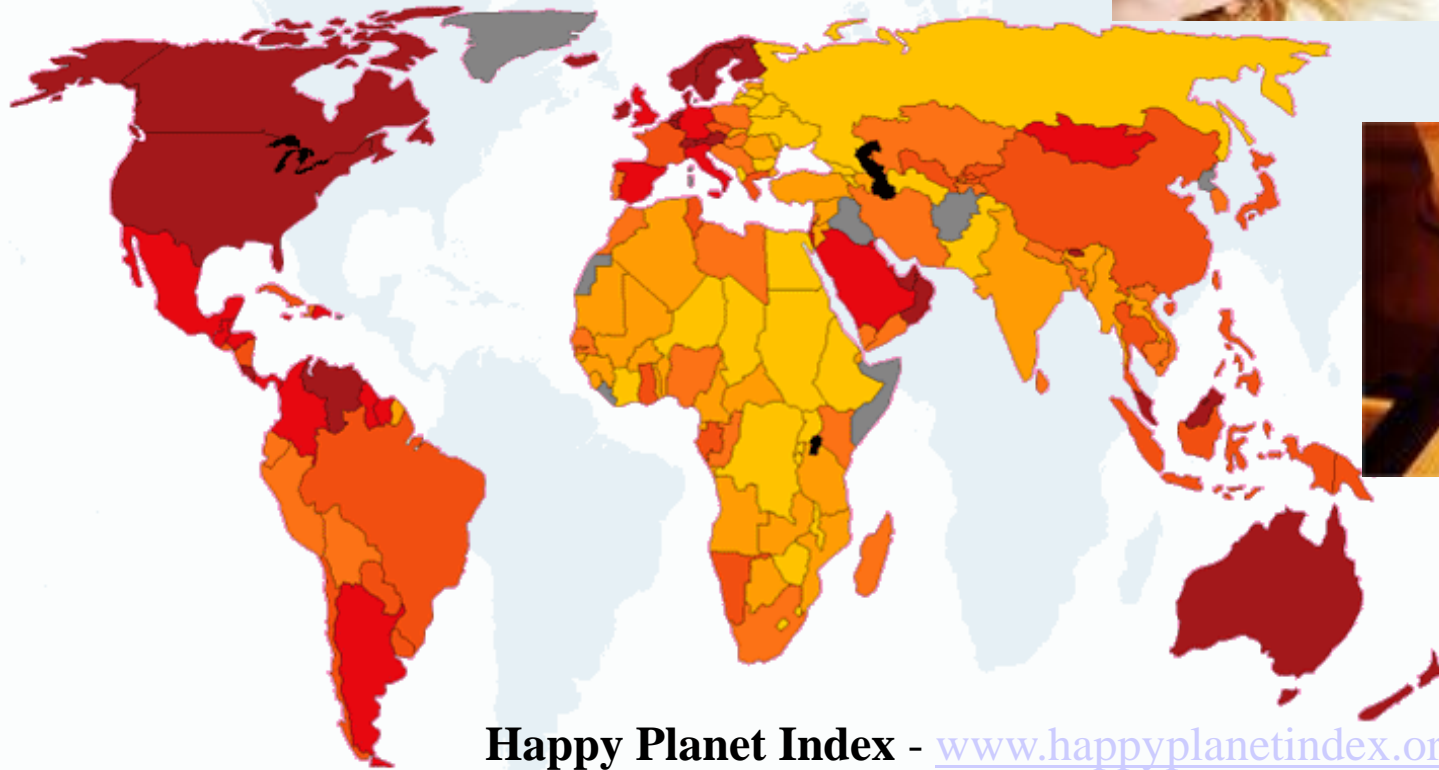
www.footprintnetwork.org

How does the Waikato region's ecological footprint compare with New Zealand's and other countries' footprints?



New Zealand is in the top 10 in a recent survey of 150 countries

Happiness



Happy Planet Index - www.happyplanetindex.org/

Buthan – Gross National Happiness - www.grossnationalhappiness.com



What counts and what is counted

Not everything that counts can be counted, and not everything that can be counted counts.

Albert Einstein

Measuring 'Progress' – Some Frameworks

- **GDP**
 - *System of National Accounts (goods & services, market values)*
- **Index of Sustainable Economic Welfare, Green GDP**
 - *Adjusted GDP*
- **Genuine Progress Indicator**
 - *Full cost accounting (market and non-market values)*
- **OECD**
 - *Human system and biophysical system*
- **Canadian Index of Wellbeing and Australian National Development Index**
 - *Key dimensions of progress, wellbeing and sustainability*
 - *Community-led (bottom-up)*
- **AnewNZ**
 - *“What matters most to people” (bottom-up)*
- **Statistics NZ**
 - *Capitals approach (top-down)*

Waikato GPI Framework

(preliminary work 2010, based on NZ National GPI) – *for report click [here](#)*

