








1. Tick each of the following MARCO services/products that you have looked up or made use of in the past year.

| | | Response Percent | Response Count |
|---|--|------------------|----------------|
| MARCO indicator |  | 59.1% | 13 |
| MARCO website |  | 72.7% | 16 |
| MARCO Annual Data Analysis Report |  | 31.8% | 7 |
| MARCO Regional Perception Survey |  | 77.3% | 17 |
| MARCO Report Cards |  | 9.1% | 2 |
| Attending MARCO meetings |  | 54.5% | 12 |
| Other, please specify |  | 9.1% | 2 |
| answered question | | | 22 |
| skipped question | | | 0 |

2. How satisfied were you with the overall quality of the services/products listed above?

| | Very dissatisfied | 2 | 3 | 4 | Very satisfied | Rating Average | Response Count |
|--------------------------|-------------------|----------|----------|-------------------|----------------|----------------|----------------|
| Scale | 9.5% (2) | 4.8% (1) | 9.5% (2) | 61.9% (13) | 14.3% (3) | 3.67 | 21 |
| answered question | | | | | | | 21 |
| skipped question | | | | | | | 1 |



3. What suggestions do you have that will help us improve MARCO services and products? NOTE: Please indicate what product/service you are referring to.

| | Response Count |
|--------------------------|----------------|
| | 8 |
| answered question | 8 |
| skipped question | 14 |

4. Tick each of the service/product you would like MARCO to include in the 2011/12 work programme.

| | Response Percent | Response Count |
|--|------------------|----------------|
| Nothing – no need for any service/product currently provided by MARCO | 0.0% | 0 |
| Annual up-date of the 75 MARCO Indicators by TA where data available | 72.7% | 16 |
| Annual Data Analysis Report | 31.8% | 7 |
| Report Cards by TA published on website | 36.4% | 8 |
| Review of current MARCO indicators | 63.6% | 14 |
| Regional Perception Survey (note: next survey planned for 2013) | 45.5% | 10 |
| Arrange meetings/seminars | 63.6% | 14 |
| Explore new measures such as Genuine Progress Indicators, Ecological Footprint etc | 68.2% | 15 |
| Other (please specify) | | 1 |
| answered question | | 22 |
| skipped question | | 0 |

5. Overall, considering all the products and services listed above and any other MARCO activities, do you see value in continuing MARCO?

| | | Response Percent | Response Count |
|--------------------------|--|------------------|----------------|
| Yes |  | 95.5% | 21 |
| No |  | 4.5% | 1 |
| Don't know | | 0.0% | 0 |
| | Comment | | 7 |
| answered question | | | 22 |
| skipped question | | | 0 |

Q3. What suggestions do you have that will help us improve MARCO services and products?

NOTE: Please indicate what product/service you are referring to.

| | | |
|---|--|----------------------|
| 1 | I find the excel spreadsheet 1699129 - MARCO Indicators Update 2010 - data metadata excel spreadsheet - 1 - EWDOCS.XLS of most value to our purposes, and if that data can be updated regularly it would be great. The perceptions survey is another great product and opportunity for us. | Apr 5, 2011 10:51 AM |
| 2 | Take a big pruning saw to the measures programme and most of the measures | Apr 5, 2011 2:40 PM |
| 3 | completing some of the information on the pages with sections stating "Information currently being collated." | Apr 7, 2011 10:32 AM |
| 4 | Currently we do not really use the indicators on the web as a reference because I have access to all of the ones I need here. The majority of them are either census of regional perception survey and the rest are very rarely updated. | Apr 8, 2011 9:59 AM |
| 5 | In the MARCO indicators, the field "What agencies are doing" be completed. | Apr 8, 2011 10:00 AM |
| 6 | Happy the way the service is | Apr 8, 2011 11:08 AM |
| 7 | short quarterly email updates on activity | Apr 8, 2011 11:16 AM |
| 8 | Survey and questionnaire - value for money and useful information collated and used. | Apr 12, 2011 2:27 PM |

Q4. Tick each of the service/product you would like MARCO to include in the 2011/12 work programme.

| | | |
|---|---|----------------------|
| 1 | I believe that it is critical now to develop measures that also reflect community behaviour, including education and actions to really impact on our living environment. We need to involve all communities, including newcomers to NZ, schools, landowners and develop community approaches to impact locally. | Apr 11, 2011 3:31 PM |
|---|---|----------------------|

Q5. Overall, considering all the products and services listed above and any other MARCO activities, do you see value in continuing MARCO?

| | | |
|---|---|----------------------|
| 1 | but ONLY if there's a substantial re-think re the objectives, actions and leadership of the group | Apr 5, 2011 2:40 PM |
| 2 | A rare opportunity to develop / discuss / evaluate "data" specific topics within (particularly) the broader government sector. Consistent measurement and evaluation of progress is increasingly important, and has evolved markedly in recent years, and is finally gaining momentum and recognition of value added. | Apr 7, 2011 10:32 AM |
| 3 | Cost efficient to share the cost of surveys and value in agency collaboration. | Apr 7, 2011 12:57 PM |
| 4 | NO, not in its current form, but yes if it were to be amalgamated with CFN. I think there is a need for networking and sharing experiences, learning about new techniques for data management and collection and maybe even joint surveys. But I think the current indicators and the report cards are not necessary for our use. | Apr 8, 2011 9:59 AM |
| 5 | It is vital to use appropriate measures to reflect actual change in behaviour and environmental and community outcomes. | Apr 11, 2011 3:31 PM |
| 6 | A 'sharing' approach would be useful - especially with regard to regional trend information about those issues we have no control over, and shared issues/problems/ opportunities and how various Councils are dealing with them. | Apr 12, 2011 2:40 PM |
| 7 | Absolutely. Where else do we get quality analysis | Apr 19, 2011 1:53 PM |